


Resource Pack

for

Beauty and the Beast



***A multi-sensory
& interactive experience***



This resource pack will enhance the enjoyment of our multi-sensory filmed pantomime, which we hope you will read from cover-to-cover!

Please only print out the pages you need so as not to incur too much waste

Beauty and the Beast cast / 1

Join Belle, Hettie Harpic the Housekeeper and Fairy Fifi as together you encounter the Beast, stir up a stew, gad around a garden, feed some chickens, dabble in decorating, battle evil sprites, save Beast before the last petal falls, sing, sign and dance, as well as much much more.



Cat Thomas

as

Belle



James MaLaren

as

Dame Hettie Harpic the Housekeeper

Beauty and the Beast cast / 2




Frances Knight
as
Fairy Fifi



Olivia Colman
as
Voice of the Magic Mirror

Characters for the audience to play:

Shell (Belle's sister)
Nell (Belle's sister)
Duke du Sucre (Belle's father)
Lord La Bête / Beast
Servants
Chickens
Gardeners
Decorators
Banshee the Boggart
The Boggart Bunch



Please see pantomime stock responses and song chorus lyrics from pages 17-29 in this pack. The music and full lyrics for the songs are available on our [Beauty and the Beast YouTube Playlist](#).

Beauty and the Beast story

We meet Fairy Fifi and learn about the Beast.

The Beast is a Prince cursed by Banshee the Boggart. He must find true love before the last rose petal falls.

We meet Belle and Dame Hettie Harpic at Demerara Dump. It's time for school!

Hettie explains to Belle she can no longer work for the Duke du Sucre, Belle's father, as the family is too poor.

Hettie now works for Lord La Bête – but who is he?

Fairy Fifi, disguised as Fifi the French Maid, arrives to begin working for Lord La Bête.

The Duke du Sucre who is lost in the forest stumbles upon Lord La Bête's palace.

The Duke picks a rose which makes Lord La Bête angry. He reveals himself to be the Beast and locks the Duke away.

Hettie rushes back to tell Belle.

Belle takes her father's place and now looks after Beast.

Belle and Beast begin to like each other.

Belle's father is taken ill, so Belle and Hettie return home to look after him.

Beast misses Belle and becomes very sick, so Belle and Hettie rush to the palace.





Banshee the Boggart tries to prevent Belle saving Beast as the last rose petal falls.

Fifi, Belle and Hettie make some magic to save Beast.

Beast turns back into a Prince.

Belle and the Prince are to marry.







 We meet Fairy Fifi and learn about the Beast.







 The Beast is a Prince cursed by Banshee the Boggart. He must find true love before


 the last rose petal falls.











 We meet Belle and Dame Hettie Harpic at Demerara Dump. It's time for school!







 Hettie explains to Belle she can no longer work for the Duke du Sucre,





 Belle's father, as the family is too poor.





 Hettie now works for Lord La Bête - but who is he?



Fairy Fifi,



disguised as Fifi the French Maid,



arrives



to begin working for



Lord La Bête.



The Duke du Sucre



who is lost



in the forest



stumbles upon Lord La Bête's palace.



The Duke



picks a rose



which makes Lord La Bête



angry.



He reveals himself to be the Beast



and locks the Duke away.



Hettie



rushes back to tell



Belle.



Belle



takes her father's place



and now looks after Beast.




Belle



and Beast



begin to like



each other.



Belle's



father



is taken ill,

so



Belle



and Hettie



return home to look after him.



Beast



misses



Belle



and becomes very sick,

so



Belle and Hettie rush



to the palace.



Banshee the Boggart



tries to prevent Belle



saving Beast



as the last rose petal falls.



Fifi,



Belle



and Hettie



make some magic



to save Beast.



Beast



turns back into a Prince.



Belle



and the Prince



are to marry.

Preparing for Beauty and the Beast / 1

The pantomime is split into two separate films: Part 1 and Part 2. To prepare for your multi-sensory and interactive films, it might be fun to gather together some bits and bobs to join in. Suggestions are given below but you can come up with your own alternatives. If several are suggested for a sensory moment or song, please do not feel you have to supply them all – one will do. And no need to fret, these items are not compulsory!




This sign will flash in the top left-hand corner of your screen as a reminder to pause the film if more time is needed to prepare the items.




PART 1

Scene Order

1. Welcome from Fairy Fifi

 <p>A feather duster or cloth</p>	<p>A feather duster or cloth for joining in with Fairy Fifi's dusting.</p>
--	---










2. Demerara Dump School

 <p>Make-up, something sparkly or a fancy hat</p>	<p>If you are playing Shell or Nell (Belle's sisters), perhaps put on some crazy make-up and something sparkly. If you'd rather be Belle's father (the Duke du Sucre), perhaps pop on a fancy hat. You'll then be ready to join in with the My Favourite Time song.</p>
 <p>Some lightweight books or empty cereal boxes</p>	<p>Some lightweight books or empty cereal boxes (representing books) to balance on a grown-up's head during the My Favourite Time song!</p>
 <p>Water Sprayer</p>	<p>Why not use a water sprayer for the perfume moment! Maybe add an interesting scent.</p>





Preparing for Beauty and the Beast / 2


3. Lord La Bête's Castle

 <p>A scarf or scarves</p> 	<p>If you are playing Lord La Bête, do you have a scarf to wear over your head so your face can't be easily seen? No one knows who you really are yet! Be ready to pull off the scarf when Beast roars and chases Belle's father after they have picked the rose – don't forget to give your best beast face! Time to wear your La Bête family crest too, either on another scarf making a sash across your body, or attached to your top. Please visit the Beauty and the Beast playlist on our YouTube channel to watch Frances demonstrating how to make your crest. The crafting items required can be found on pages 12-13 of this resource pack.</p>
	<p>If you are playing one of the servants, perhaps put the family crest on a hat or on your top. Lord La Bête and the servants are then ready to join in with the Make Yourself At Home song.</p>
  <p>A large plastic bowl or plastic container</p>	<p>A large plastic bowl or plastic container for the passing the hot broth pot from one person to another moment.</p>
 <p>A spoon</p> <p>+</p>  <p>and something to eat</p>	<p>A spoon and, maybe, something fun to eat to add to the bowl for the Duke du Sucre tucking into the broth moment.</p>
 <p>An artificial flower</p>  <p>or crumpled-up tissue paper</p>	<p>An artificial flower or crumpled-up tissue paper popped somewhere fun for Belle's father picking the rose moment.</p>

4. The Farm at Demerara Dump






	<p>It's time to wear your chicken beak mask for the Chicken Hoedown song! Please visit the Beauty and the Beast playlist on our YouTube channel to watch Cat demonstrating how to make a chicken beak mask. The crafting items required can be found on page 14 of this resource pack.</p>
 <p>Musical instruments</p>	<p>Grab yourself any musical instrument for joining in with the Chicken Hoedown song!</p>

INTERVAL





PART 2

5. Lord La Bête's Castle




 <p>Slime or hair gel</p>	<p>Do you have any slime or hair gel to dip your hands into for the beast drool moment?</p>
 <p>Cotton wool</p>	<p>It could be fun to pull some cotton wool apart for the stuffing during the clawed cushion moment!</p>
 <p>Fun hats, wigs or glasses</p>	<p>Fun hats, wigs or glasses for the mirror moment.</p>
	<p>If you are playing a gardener, again it's time to wear your crest!</p>
 <p>A dustpan, brush and dry leaves</p>	<p>Grab a dustpan and brush for the tidying-up the garden moment. You might like to have gathered up some dry leaves from the garden for this bit! Perhaps they could be scented too.</p>

6. The Kitchen at Demerara Dump

	<p>If you are playing a decorator, again it's time to wear your crest!</p>
 <p>A paint pot, paintbrush and lightweight material</p>	<p>A paint pot, paintbrush and lightweight material (wadding curtains!) for joining in with the decorating during the Make It All Posh song.</p>

Preparing for Beauty and the Beast / 4

8. Lord La Bête's Castle

 <p>A witch costume or something magical</p>	<p>If you are playing Banshee the Boggart or one of the Boggart Bunch, why not dress up as a witch or wear something that looks magical!</p>
	<p>It's time for Banshee the Boggart and the Boggart Bunch to use their wands for the magical battle during the Look Inside chant! Please visit the Beauty and the Beast playlist on our YouTube channel to watch James demonstrating how to make a wand. The crafting items required can be found on page 15 of this resource pack.</p>
 <p>A scarf</p>	<p>As the magic chant finishes, Beast can pull off the scarf to show they have now turned back to the Prince – give your best royal face!</p>

Remember, as you're watching the film of *Beauty and the Beast*, you can always press pause at any moment if more time is needed to set things up! And if you're particularly enjoying an interactive moment, you can always rewind and do it again!



Make yourself a La Bête family crest / 1

You might like to make a La Bête family crest to wear on a sash if you are Lord La Bête or the Prince, or on a hat or your top when you are a castle servant or gardener.

You will need the following items:

Tape
Scissors to cut out the crest



Felt tips or crayons

A safety pin




Extra decorations

Glue



Make yourself a La Bête family crest / 2

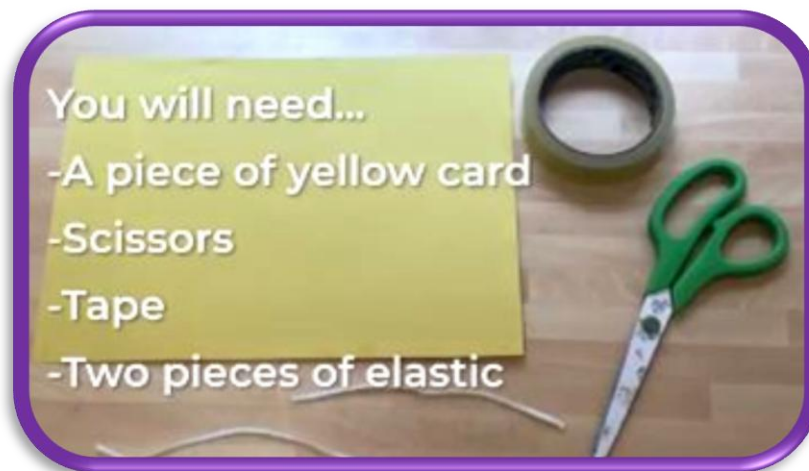
You have the choice between either colouring-in your own crest or using the ready-made version.



Please visit the [Beauty and the Beast playlist](#) on our YouTube channel to watch Frances demonstrating how to make your crest.

Make yourself a chicken beak mask

How about making a beak mask to join in with the Chicken Hoedown song?



Please visit the [Beauty and the Beast playlist](#) on our YouTube channel to watch Cat demonstrating how to make a chicken beak mask.

Make yourself a Boggart Bunch magic wand

Join in with the final magical battle by making a wand if you want to become Banshee the Boggart or one of the Boggart Bunch! Or just make a wand anyway!



You will need:

Tape and scissors



A roll of wrapping paper

Please visit the [Beauty and the Beast playlist](#) on our YouTube channel to watch James demonstrating how to make a wand.

Assisting Belle's friends

As well as the sensory moments mentioned above in Preparing for Beauty and the Beast, to help some participants access certain parts of the story here are a few techniques that could be used, with which we are sure you are familiar:

Hand-over-hand

- **Fairy Fifi's magic feather duster** – to dust and cast spells.
- **Chicken Hoedown song** – join in with musical instruments
- **Banshee the Boggart's magic wand** – to cast spells.

Touch

- **Passing the hot broth pot moment** – fill a hot water bottle or other safe container with warm water to feel the heat.
- **Make It All Posh song** – explore different textured materials that could represent the curtains.

Buttons / iPads, etc

- **Responses on page 17** – program as required, eg chicken clucks.

Sensation / Scent


- **Dusting or casting spells moments** – tickle with a duster.
- **The rose petal falling moments** – scatter flower petals over heads and hands.
- **My Favourite Time song** – balance a book or empty cereal box on heads.
- **Hettie's perfume moment** – spray the scented water (or perfume) into the air above heads and hands.
- **During the tidying-up the garden moment** – scatter dry scented leaves over heads and hands.
- **Make It All Posh song** – feel the softness of a paintbrush on the backs of hands.
- **During the songs** – wheelchairs could be moved around to join in.



Responses for Beauty and the Beast

Get ready with some stock pantomime responses...

Character	Call	Response
Fairy Fifi	Comment ça va?	Ça va bien, merci
Fairy Fifi/Hettie/Belle	Au revoir, everyone!	Au revoir!
Belle/Hettie	Bonjour, everyone!	Bonjour!
Hettie Harpic	She just asked for a red rose! Oh, come on, it's sweeter than that!	Ah! AH!!!
Belle	It's me, give a yell!	Hiya, Belle!
Belle/Hettie	Did you get lost in the ... And now we're lost in the ...	Dark, dark woods! " " "
Fairy Fifi	Oh no, you didn't!	Oh yes, we did!
Hettie Harpic	Everyone, bow your heads!	Bow heads
Hettie Harpic	<i>[To Lord La Bête]</i> Clap your hands!	<i>Clap your hands</i>
Belle/Hettie Harpic	<i>[During the Chicken Hoedown song]</i>	<i>Cluck like a chicken!</i>
Hettie Harpic	Oh yes, it is!	Oh no, it isn't!
Belle/Hettie Harpic	<i>[When the Wicked Sprite appears]</i>	It's behind you! It's beside you!
Hettie Harpic:	I'm prepared to give the kiss of life!	Eugh!!!
Belle:	What was that, Prince?	Prince: Will you marry me?
Fifi/Hettie/Belle:	Hip! Hip!	Hooray!



Song lyrics / 1

My Favourite Time

Join in with the choruses

It's my favourite time, it's my favourite time
Let's all chime, it's my favourite time
It's my favourite time, it's my favourite time
It's my fa-fa-favourite time

(Finishing with a further ...)

It's my fa-fa-favourite TIME!

Make Yourself at Home

Join in with the choruses

Come on in and be our guest
Grab a chair and have a rest
Make yourself at home
Make yourself at home

Don't rush yourself away
Hang around another day
Hang around hang around
Hang around hang around
Hang around another day

Come on in and be our guest
Grab a chair and have a rest
Make yourself at home
Make yourself at home

(Finishing with a further ...)

Be our guest!

Chicken Hoedown

Join in with the choruses

Do-si-do and move around
(Clucking)
Do-si-do and move around
(Clucking)
Into the middle and back
(Clucking)
And that's the chicken hoedown!

Swing your partner round and round
(Clucking)
Swing your partner round and round
(Clucking)
Into the middle and back
(Clucking)
And that's the chicken hoedown!

(Finishing with a further ...)

And that's the chicken hoedown!

Make it all Posh

Join in with the choruses

Splish splash splosh
Let's make it all posh
Splish splash splew
Let's make it all new
Splish splash splosh
Let's make it all posh
Splish splash splew
Let's make it all new

(Finishing with ...)

It's all brand new!



Song lyrics / 3

Frère Jacques

Join in with Belle and Dame Hettie Harpic

Frère Jacques, Frère Jacques,
Dormez- vous? Dormez-vous?
Sonnez les matines! Sonnez les matines!
Ding, dang, dong. Ding, dang, dong

Look Inside

Chant the phrases below along with Dame Hettie Harpic, Fifi and Belle

To look inside will set you free
And stop the spell of old Banshee

To look inside will set you free
But not before a cup of tea

Your softened heart shall set you free
And bring you safely home to me



It's my favourite time, it's my favourite time



Let's all chime, it's my favourite time



It's my favourite time, it's my favourite time



It's my fa-fa-favourite time



It's my fa-fa-favourite TIME!



Come on in and be our guest



Grab a chair and have a rest



Make yourself at home



Make yourself at home




Don't



rush yourself away



Hang around



another day



Hang around



hang around




Hang around



hang around



Hang around



another day



Come on in and be our guest



Grab a chair



and have a rest



Make yourself at home



Make yourself at home



Be our guest!



Chicken



Hoedown



Song

/ 7



Do-si-do and move around



(Clucking)



Do-si-do and move around



(Clucking)



Into the middle and back



(Clucking)



And that's the chicken



hoedown!



Chicken



Hoedown



Song

/ 8



Swing your partner round and round



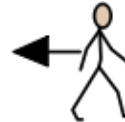
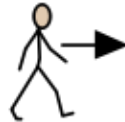
(Clucking)



Swing your partner round and round



(Clucking)



Into the middle and back



(Clucking)



And that's the chicken



hoedown!



And that's the chicken



hoedown!



Let's make it all posh



Let's make it all new



Let's make it all posh



Let's make it all new



It's all brand new!



Frère



Jacques



Song

/ 10



Frère



Jacques,



Frère



Jacques,



Dormez-vous?



Dormez-vous?



Sonnez



les matines!



Sonnez



les matines!



Ding, dang, dong.



Ding, dang, dong.

To look inside will set you free

X the spell of old Banshee

(Repeat)

To look inside will set you free

X before a cup of tea

(Repeat)



Your softened heart



shall set you free



And bring you



safely




home to me



(Repeat)

Make yourself a Dame Hettie Harpic housekeeping hat! / 1

Hettie loves hats and housekeeping so why not make a housekeeping hat for yourself! Colour and cut-out these strips of paper to make a headband. You can either staple or tape them together to make it long enough to fit.



Make yourself a Dame Hettie Harpic housekeeping hat! / 2

Colour-in and cut-out the shape below, then stick on to the front of the hat headband.



Cut-out whichever shapes you prefer on this page and the next two pages to decorate your hat however you wish.



Make yourself a Dame Hettie Harpic housekeeping hat! / 3



Make yourself a Dame Hettie Harpic housekeeping hat! / 4

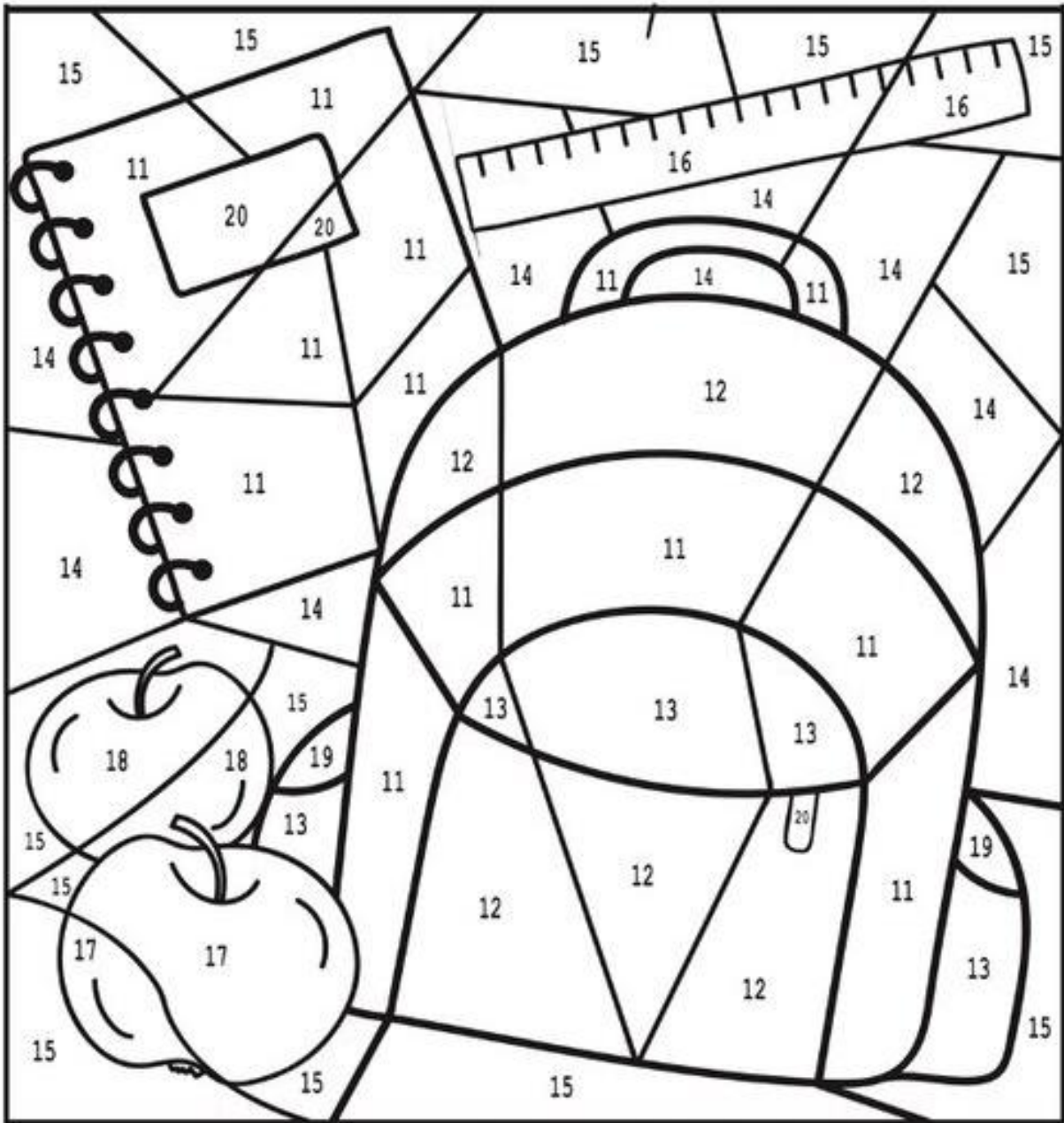




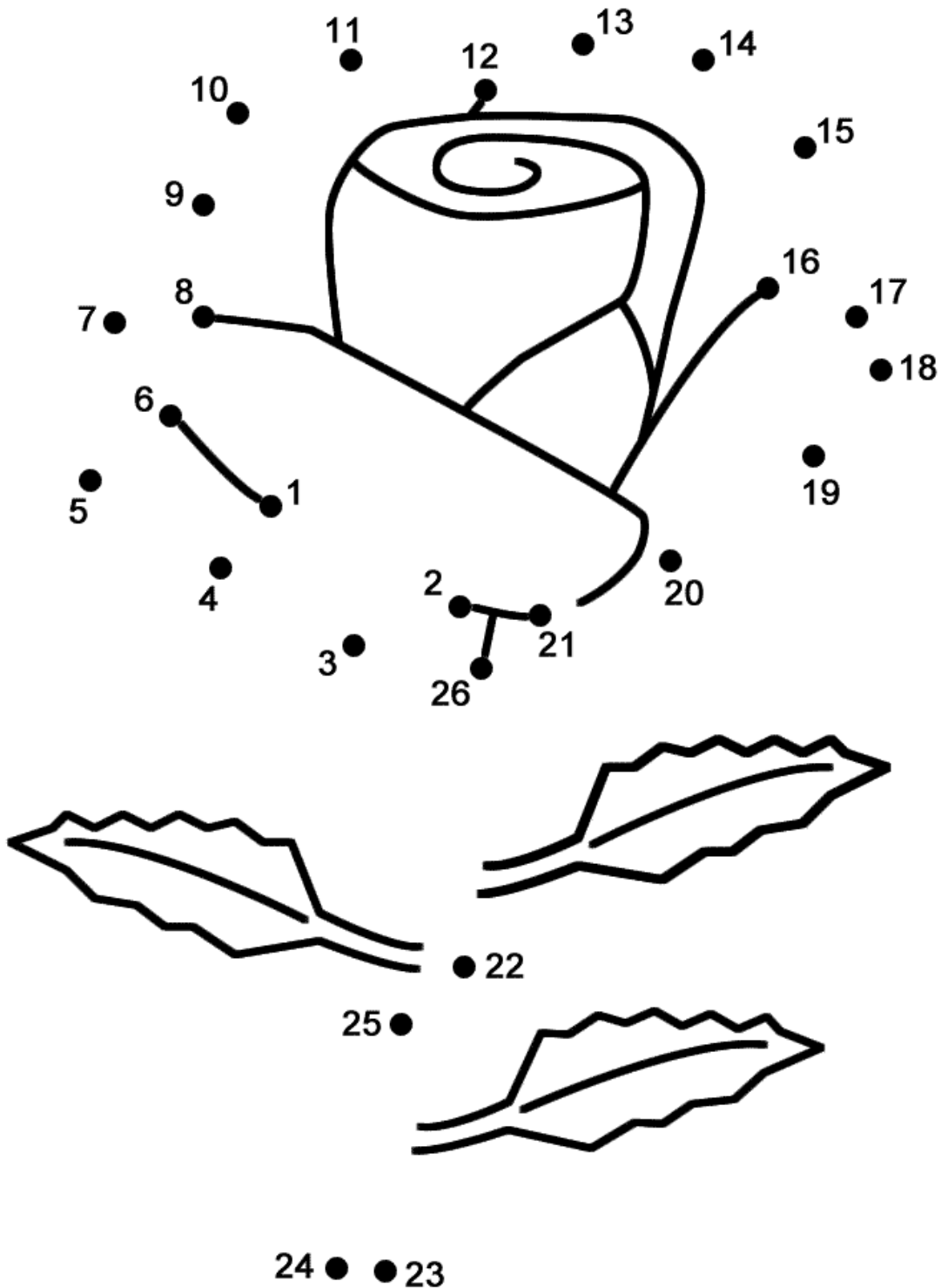
I love books!

Get ready for Belle's School

11 = Blue	12 = Light Blue	13 = Purple	14 = Light Green
15 = Green	16 = Orange	17 = Red	18 = Yellow
19 = Pink	20 = Black		



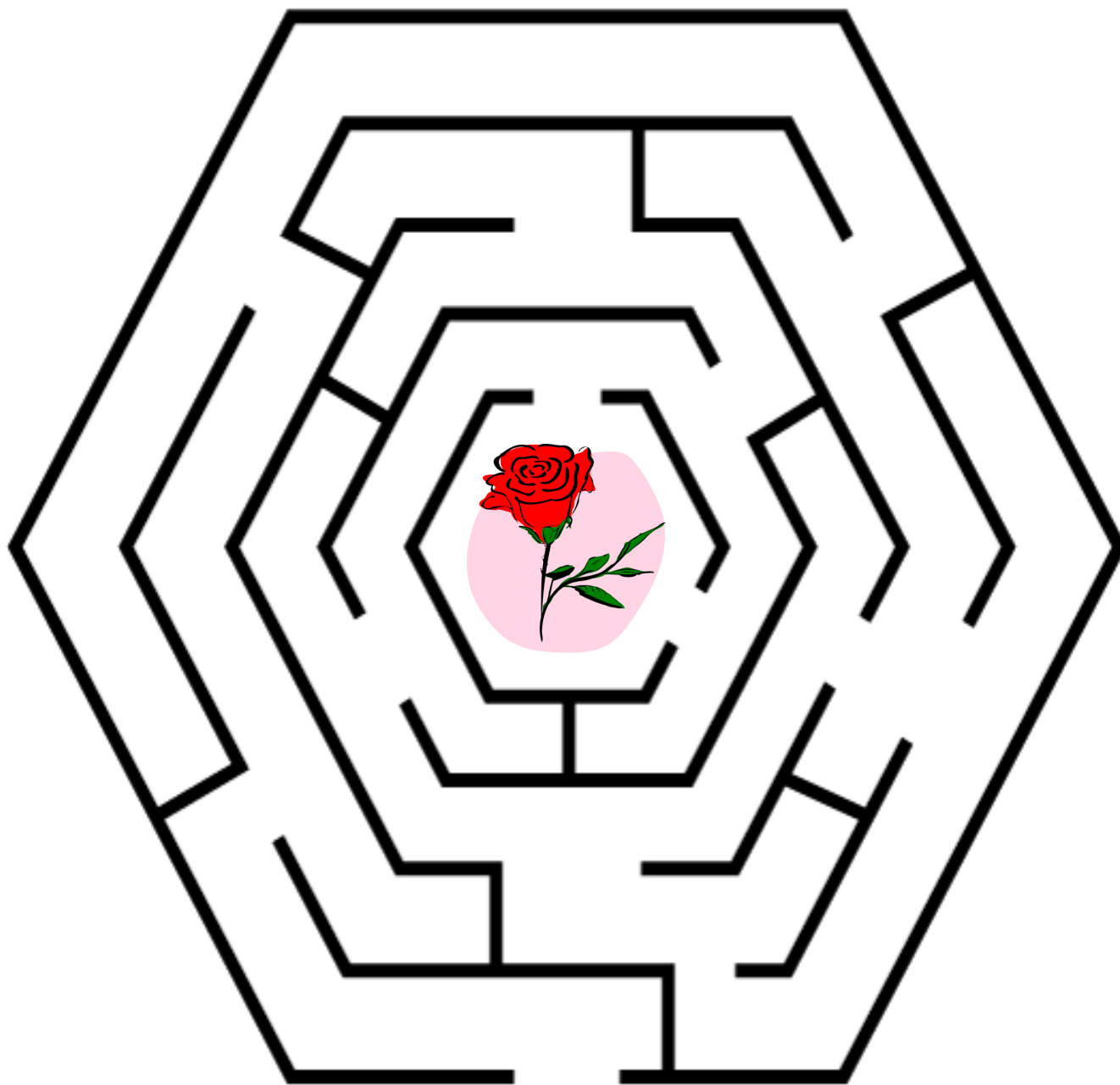
Join the dots, find the rose and colour-in too!




Join the dots and find Beast!




Help Belle to reach the rose



FIND
6
DIFFERENCES



A Beauty and the Beast crossword!



EclipseCrossword.com



Word bank

BANSHEE BONJOUR CHICKENS DEMERARADUMP PANTOMIME ROSE SPEEDY WOODS

Across

2. What is the name of Beast's fairy enemy?
3. Can you name the flower that is so important to our story?
4. What animals do Belle and Hettie feed?
7. Belle and Hettie are scared of the 'dark dark
8. Where does Belle live when we first meet her?

Down

1. What type of show is Beauty & the Beast?
5. What is the name of Fairy Fifi's spell book?
6. What is French for 'Hello'?

Information

Head2Head Sensory Theatre is a registered charity based in Surrey, serving the special needs' community throughout London and SE England. Please [visit our website](#).

Comments

We would love to hear what you think of this activity so please send us an email with your feedback.

Resource Pack

This has been written for you to use with your child before and after the film. It is for a wide range of ages and abilities so dip in and have fun.

Show & YouTube Playlist

- The pantomime is split into two films: Part 1 (24 minutes) and Part 2 (28 minutes).
- Please encourage everyone to get the most out of the films by joining in with the singing, signing and general silliness!
- The music and full lyrics for the songs are available on our [Beauty and the Beast YouTube Playlist](#).

Script, Lyrics & Direction

Sara Cole

Director of Photography, Film Editing and Captions

Harry Plowden

Sound

Samuel Denne (Work Experience Programme – Orpheus Centre student)

Publicity Photographer

Lorien Robertson (Work Experience Programme – Orpheus Centre student)

Song Composition

Kayleigh Stratton

Chicken Hoedown
Look Inside
My Favourite Time
Make It All Posh
Make Yourself at Home

Additional Music

Kevin MacLeod

Creative Commons: By Attribution 3.0

Anachronist
Bushwick Tarantella
Call to Adventure
Carpe Diem
Crisis
Dance Macabre – Busy Strings
Divertissement
Happy Happy Game Show
Laconic Granny
Look Busy
Master of the Feast
Music to Delight
Myst on the Moor
Notanico Merengue
Pixelland
Plans in Motion
Porch Blues
Professor Umlaut
Royal Banana
Toccata & Fugue in D Minor
Union Capers
Waltz – Tchaikovsky Op 40
Zazie

Pantomime Dame Costumes

Julie King, Gill Lawrence & Esmee Galea

Additional Costumes

Beatrice Beaumont

Sets & Dressing

Beatrice Beaumont & Erica Flint

Props Maker

Clive Flint

Head2Head Sensory Theatre Staff and Volunteers

Health & Safety, Risk Assessment and Safeguarding Policy

Health & Safety

- Please ensure all items handled are clean, sanitised and safe.

Risk Assessment

While we seek to ensure that our suggested participatory moments are safe, we cannot be held responsible for the actions of participants who are prone to excessive physicality, throwing or putting items in their mouths.

Below are some noted risks, but please be aware that this is not a comprehensive list:

Description	Precaution	Risk
Soft props / small items	Carer observation	Biting off and swallowing small pieces
General precaution: risk of choking, tripping and slipping	Carer observation	Low risk but please be aware
Area behind the sets: risk of tripping	Carer observation	Low risk but please retrieve anyone visiting backstage
Water sprayers / Haze for mist special effect	Awareness for those with tracheostomies	Risk to be judged by carer
Allergies	Please be aware of any allergies	Allergic reaction

Safeguarding Policy for Children and Vulnerable Adults

- Our charity's professional actors hold up-to-date DBS certificates.
- Our charity holds a safeguarding policy established for the protection of children and vulnerable adults which is reviewed annually.



Please let your child's school and friends know about us.

We offer ...

Multi-Sensory

Shows

Films & Games

Storytelling

Immersive Experiences (story or curriculum-based)

Charity Patrons:

Sally Phillips (Actress & Writer)

Samantha Renke (Actress & Disability Campaigner)

Alex Manners (Motivational Speaker)

Jules Robertson (Actor)

Our grateful thanks for the support of the following Councils, Foundations & Trusts:

Billingshurst Parish Council

Cranleigh Community Fund

Douglas Arter

East Sussex County Council

Farnham Hedgehogs

Farnham Institute

The Fence Club

Heart of Bucks and Stoke Park Community Fund

Lions Clubs: Billingshurst, Cranleigh, Farnham and Horsham

Polebrook Trust

Rectory Foundation

Rotary Clubs: Carshalton, Kingston, New Malden, Surbiton and Teddington

Rothschild Foundation


The Royal Borough of Kingston upon Thames

St Faiths

Tesco Bags of Help: Leatherhead and Shepperton

Waitrose

West Sussex County Council



We are a volunteer-led charity and rely on donations.

We would be grateful if you could consider making a contribution or fundraise for us.